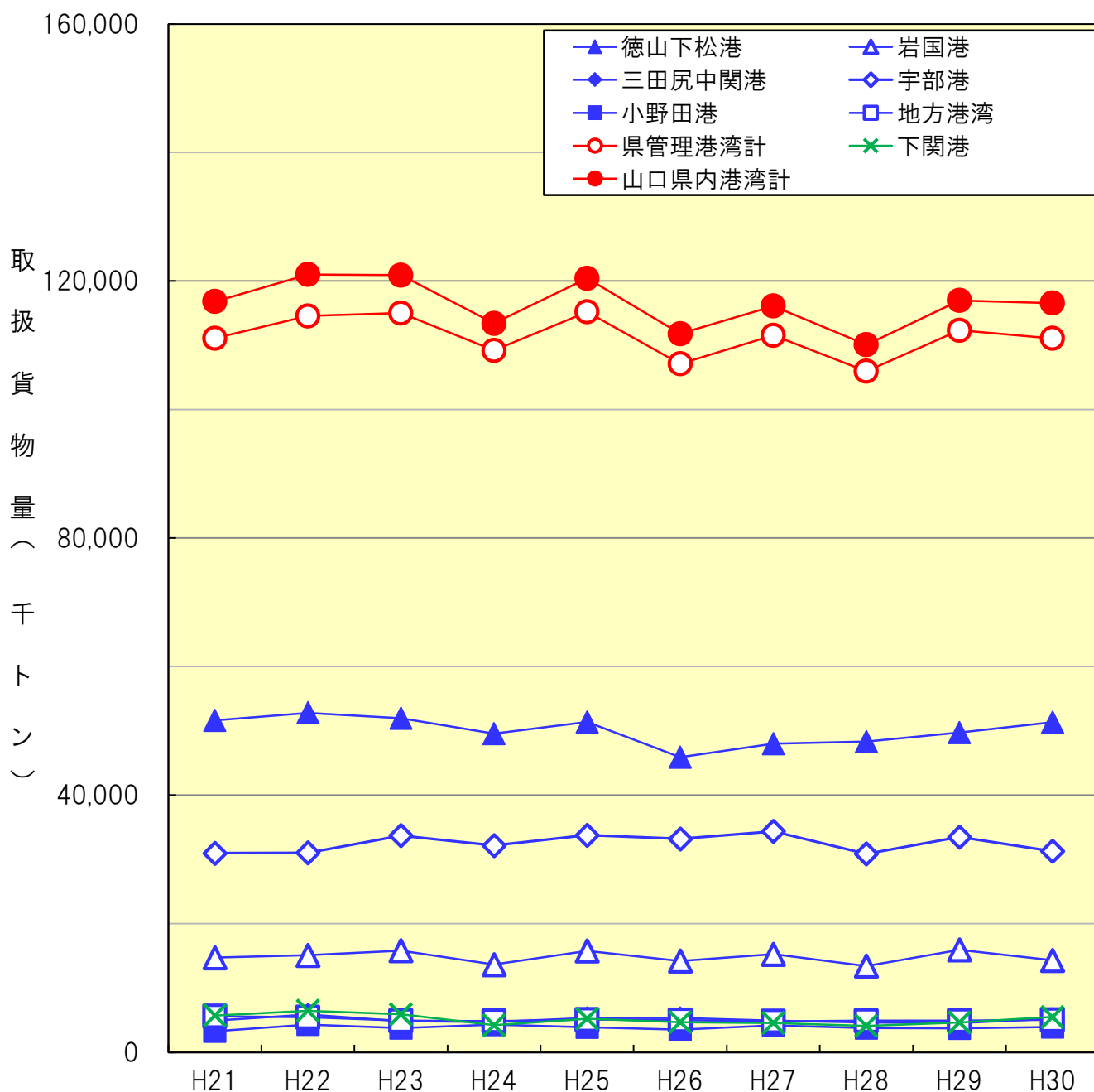


山口県内港湾 港湾取扱貨物量の推移

(単位:千トン)

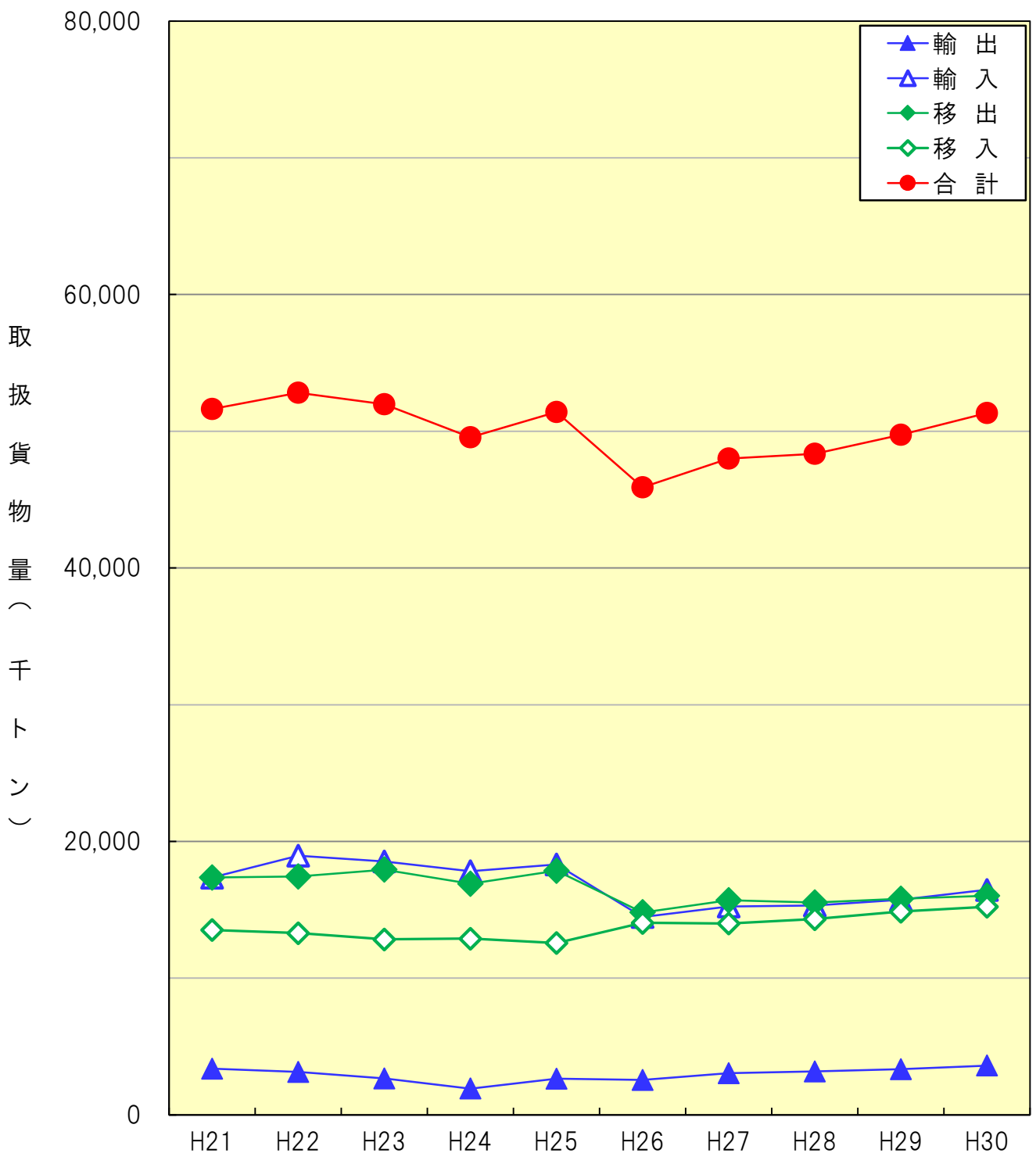
	H21	H22	H23	H24	H25	H26	H27	H28	H29	H30
徳山下松港	51,622	52,824	51,976	49,556	51,398	45,904	47,993	48,350	49,732	51,334
岩国港	14,714	15,085	15,814	13,653	15,765	14,206	15,255	13,413	15,948	14,299
三田尻中関港	4,932	5,873	4,839	4,695	5,308	5,323	4,898	4,639	4,564	5,187
宇部港	30,958	31,019	33,704	32,153	33,767	33,195	34,394	30,871	33,471	31,279
小野田港	3,269	4,330	3,762	4,302	3,880	3,499	4,182	3,778	3,703	3,942
地方港湾	5,592	5,432	4,906	4,833	5,074	4,980	4,824	4,909	4,913	5,029
県管理港湾計	111,087	114,562	115,001	109,191	115,192	107,107	111,546	105,960	112,330	111,070
下関港	5,710	6,451	5,901	4,204	5,222	4,680	4,547	4,128	4,644	5,487
山口県内港湾計	116,797	121,013	120,902	113,395	120,414	111,786	116,093	110,087	116,975	116,557



■徳山下松港 港湾取扱貨物量の推移

(単位:千トン)

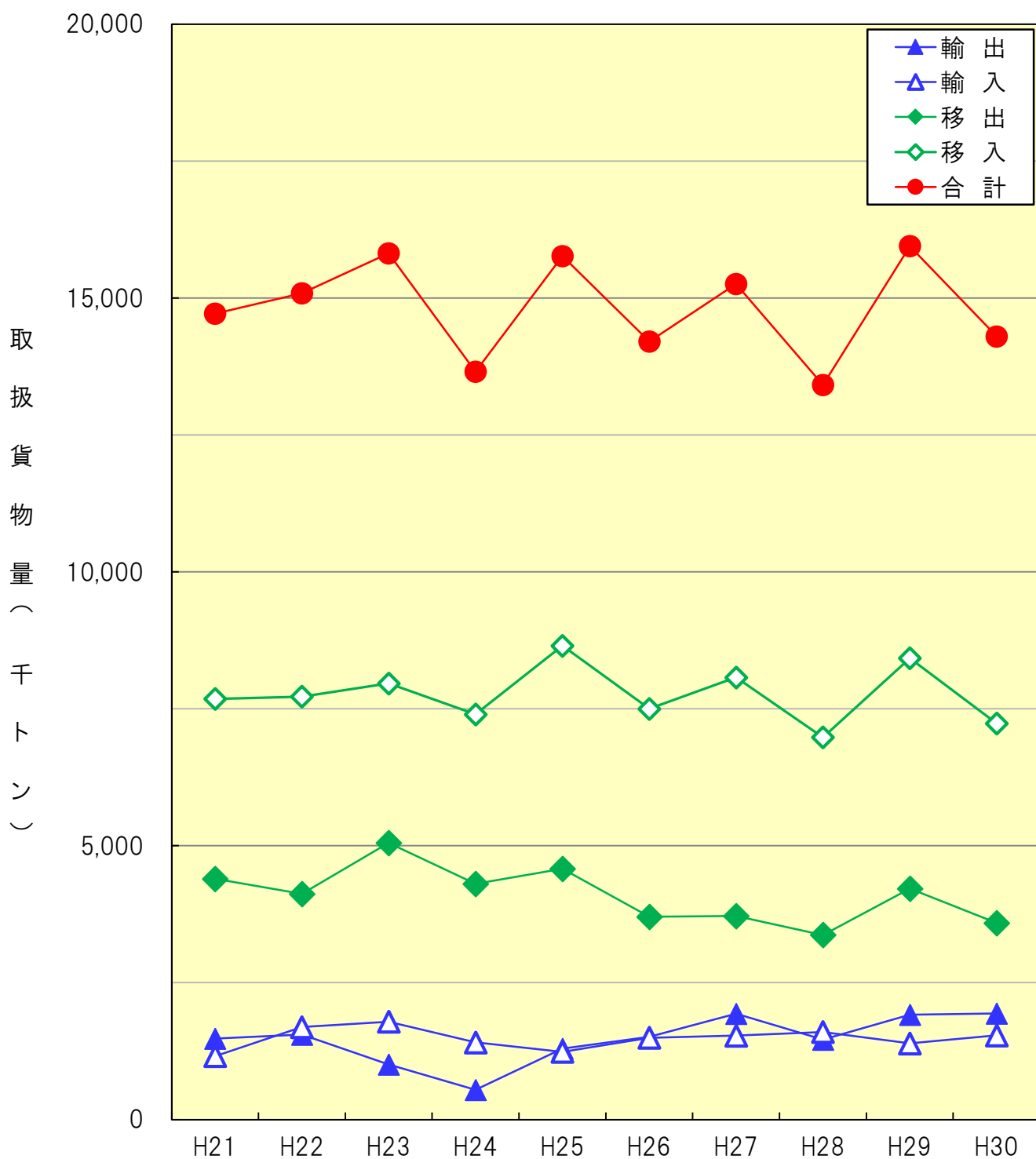
	H21	H22	H23	H24	H25	H26	H27	H28	H29	H30
輸出	3,383	3,137	2,667	1,931	2,648	2,563	3,050	3,176	3,335	3,615
輸入	17,357	18,966	18,536	17,825	18,321	14,476	15,241	15,320	15,731	16,464
移出	17,363	17,427	17,939	16,908	17,853	14,817	15,702	15,532	15,798	16,023
移入	13,519	13,294	12,833	12,892	12,576	14,049	14,000	14,323	14,868	15,231
合計	51,622	52,824	51,976	49,556	51,398	45,904	47,993	48,350	49,732	51,334



■岩国港 港湾取扱貨物量の推移

(単位:千トン)

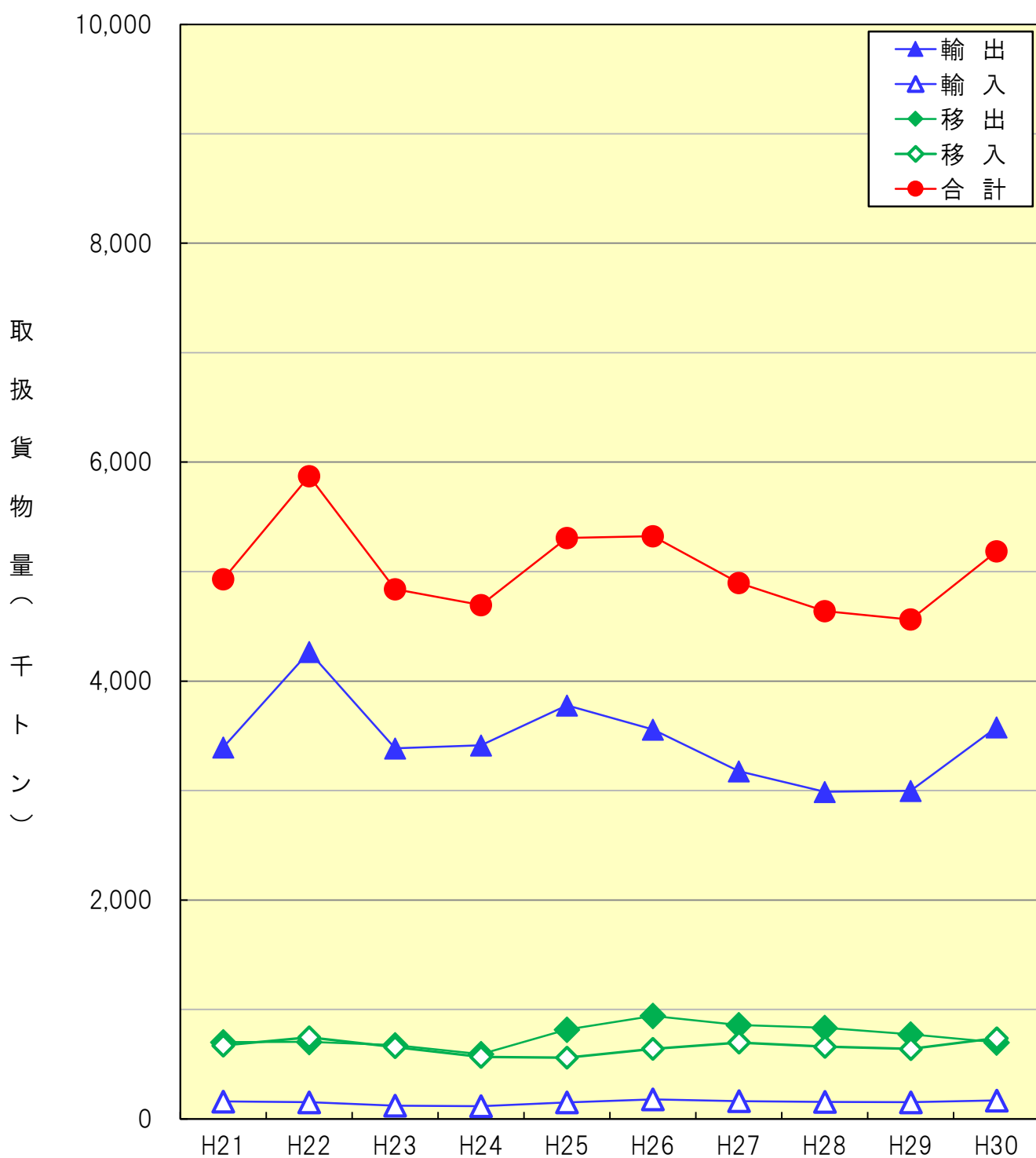
	H21	H22	H23	H24	H25	H26	H27	H28	H29	H30
輸出	1,479	1,554	1,008	545	1,298	1,509	1,933	1,462	1,915	1,940
輸入	1,159	1,690	1,790	1,408	1,238	1,494	1,533	1,599	1,392	1,538
移出	4,396	4,119	5,052	4,302	4,578	3,702	3,717	3,371	4,217	3,591
移入	7,680	7,722	7,963	7,398	8,652	7,500	8,072	6,980	8,424	7,231
合計	14,714	15,085	15,814	13,653	15,765	14,206	15,255	13,413	15,948	14,299



■三田尻中関港 港湾取扱貨物量の推移

(単位:千トン)

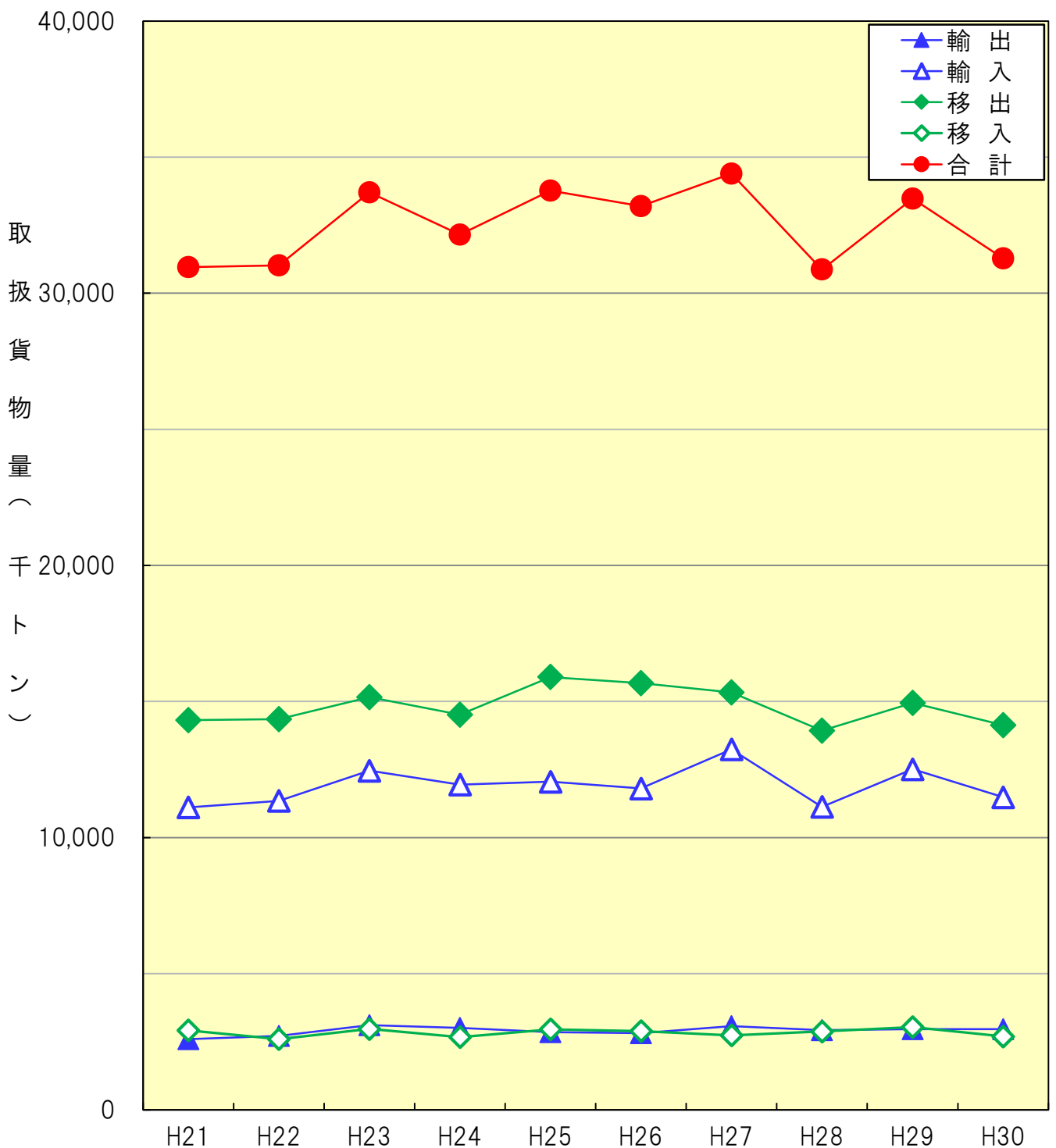
	H21	H22	H23	H24	H25	H26	H27	H28	H29	H30
輸出	3,396	4,268	3,386	3,415	3,779	3,559	3,177	2,989	2,997	3,578
輸入	160	153	122	118	152	181	163	157	153	169
移出	703	705	675	594	816	943	859	834	774	701
移入	672	747	657	568	560	641	698	660	640	739
合計	4,932	5,873	4,839	4,695	5,308	5,323	4,898	4,639	4,564	5,187



■宇部港 港湾取扱貨物量の推移

(単位:千トン)

	H21	H22	H23	H24	H25	H26	H27	H28	H29	H30
輸出	2,602	2,721	3,114	3,014	2,853	2,817	3,076	2,927	2,967	2,969
輸入	11,117	11,353	12,460	11,949	12,053	11,808	13,246	11,131	12,513	11,487
移出	14,318	14,348	15,160	14,518	15,903	15,676	15,334	13,931	14,951	14,129
移入	2,922	2,597	2,970	2,672	2,958	2,894	2,738	2,881	3,039	2,695
合計	30,958	31,019	33,704	32,153	33,767	33,195	34,394	30,871	33,471	31,279



■小野田港 港湾取扱貨物量の推移

(単位:千トン)

	H21	H22	H23	H24	H25	H26	H27	H28	H29	H30
輸出	95	176	179	99	122	97	98	92	104	95
輸入	11	17	22	14	15	6	0	7	5	8
移出	529	669	651	688	665	654	723	631	622	724
移入	2,634	3,468	2,910	3,502	3,079	2,741	3,362	3,048	2,972	3,116
合計	3,269	4,330	3,762	4,302	3,880	3,499	4,182	3,778	3,703	3,942

