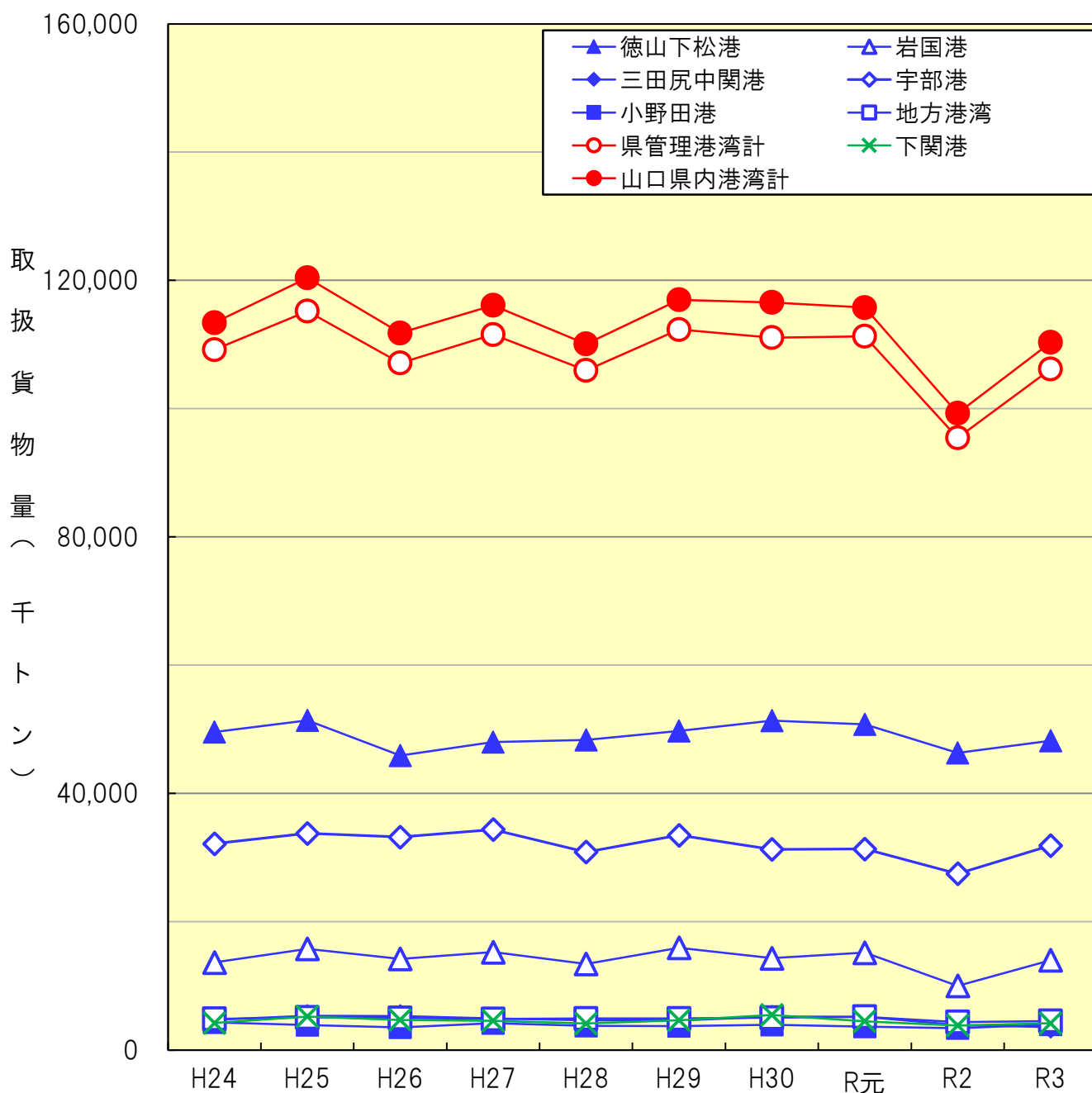


山口県内港湾 港湾取扱貨物量の推移

(単位:千トン)

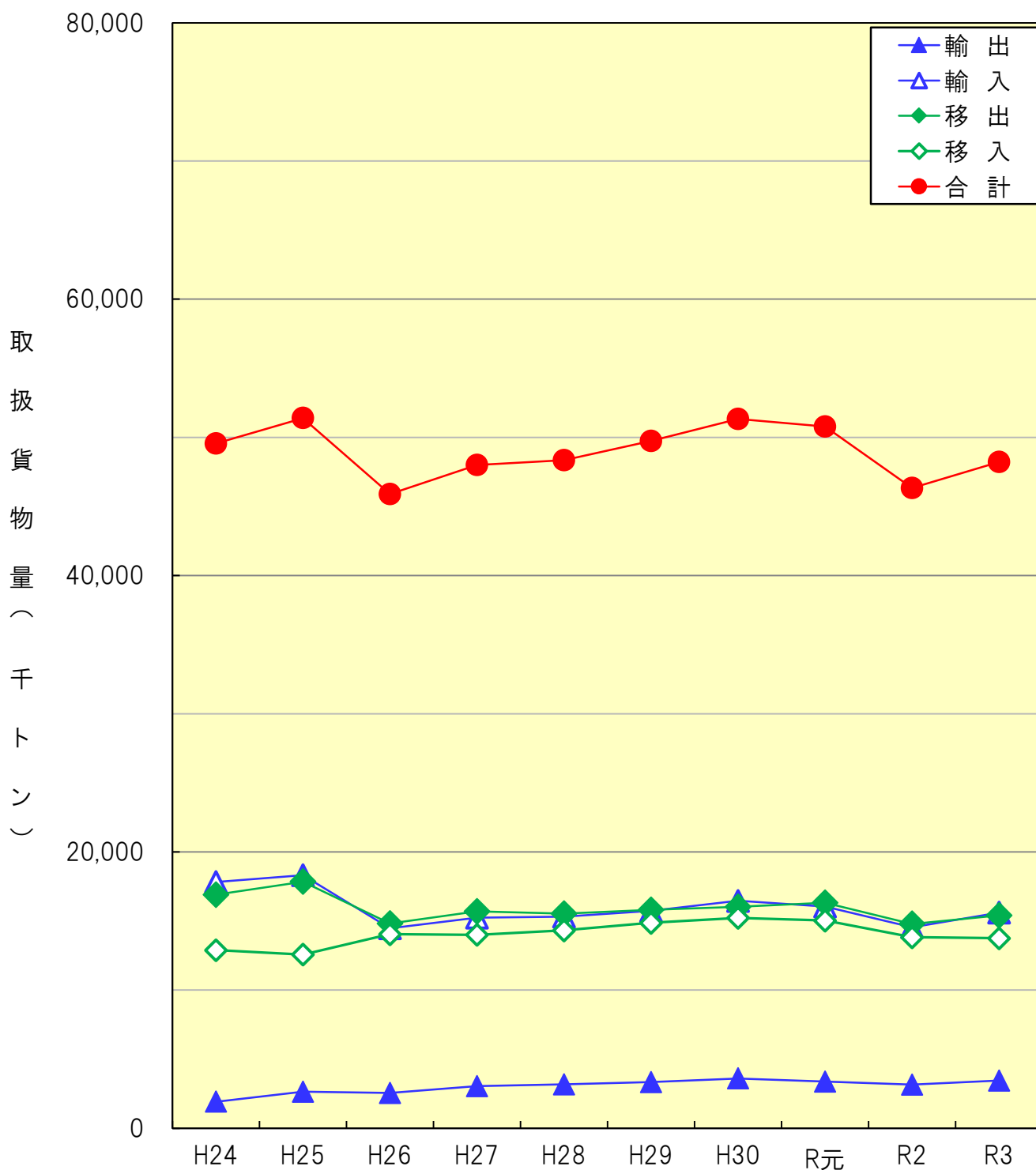
	H24	H25	H26	H27	H28	H29	H30	R元	R2	R3
徳山下松港	49,556	51,398	45,904	47,993	48,350	49,732	51,334	50,785	46,334	48,219
岩国港	13,653	15,765	14,206	15,255	13,413	15,948	14,299	15,180	10,013	13,993
三田尻中関港	4,695	5,308	5,323	4,898	4,639	4,564	5,187	5,181	3,882	3,586
宇部港	32,153	33,767	33,195	34,394	30,871	33,471	31,279	31,334	27,491	31,872
小野田港	4,302	3,880	3,499	4,182	3,778	3,703	3,942	3,616	3,394	3,979
地方港湾	4,833	5,074	4,980	4,824	4,909	4,913	5,029	5,177	4,344	4,511
県管理港湾計	109,191	115,192	107,107	111,546	105,960	112,330	111,070	111,274	95,458	106,160
下関港	4,204	5,222	4,680	4,547	4,128	4,644	5,487	4,470	3,840	4,171
山口県内港湾計	113,395	120,414	111,786	116,093	110,087	116,975	116,557	115,744	99,298	110,331



■徳山下松港 港湾取扱貨物量の推移

(単位:千トン)

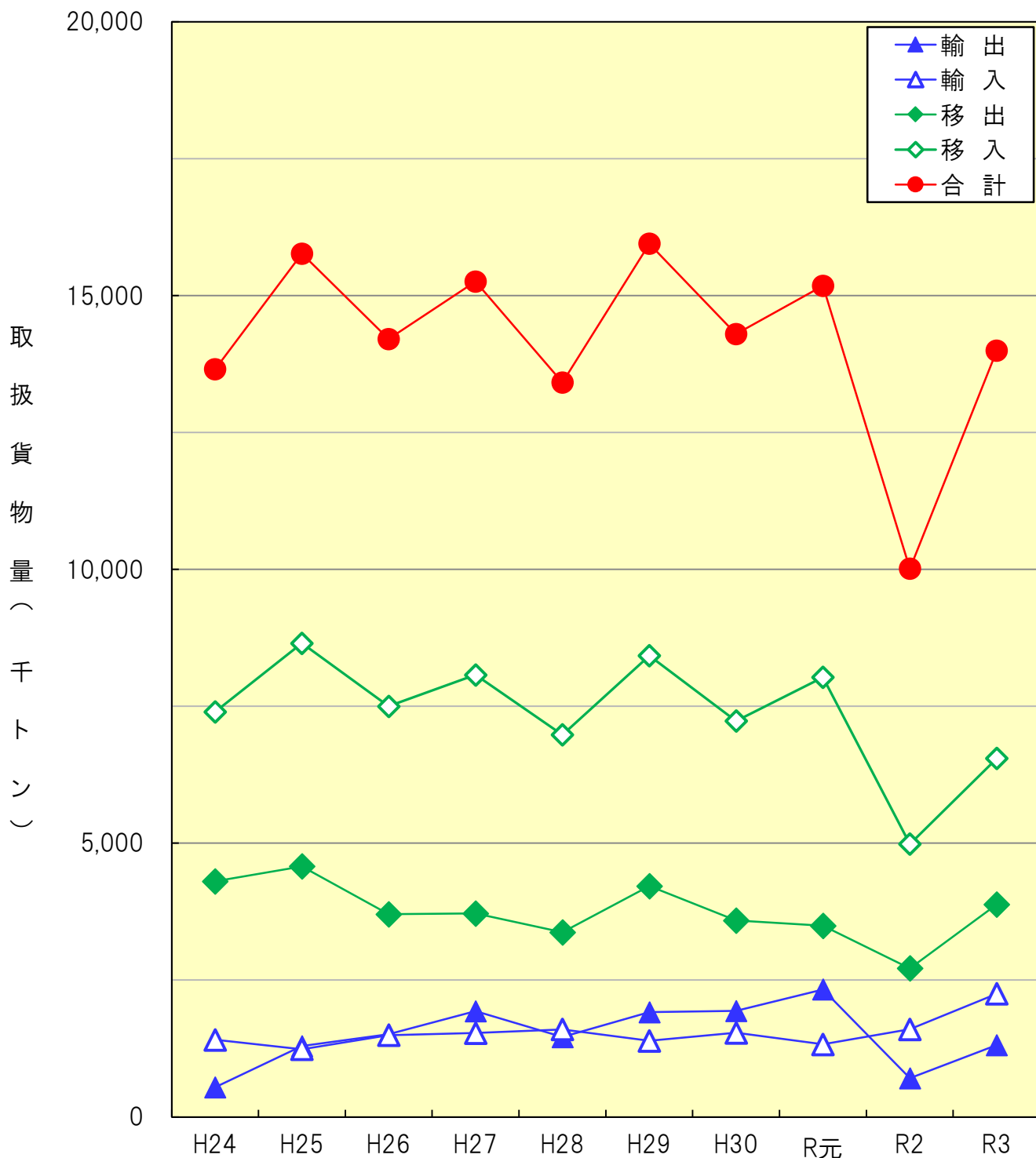
	H24	H25	H26	H27	H28	H29	H30	R元	R2	R3
輸出	1,931	2,648	2,563	3,050	3,176	3,335	3,615	3,385	3,164	3,449
輸入	17,825	18,321	14,476	15,241	15,320	15,731	16,464	16,048	14,547	15,614
移出	16,908	17,853	14,817	15,702	15,532	15,798	16,023	16,323	14,798	15,404
移入	12,892	12,576	14,049	14,000	14,323	14,868	15,231	15,030	13,825	13,752
合計	49,556	51,398	45,904	47,993	48,350	49,732	51,334	50,785	46,334	48,219



■岩国港 港湾取扱貨物量の推移

(単位:千トン)

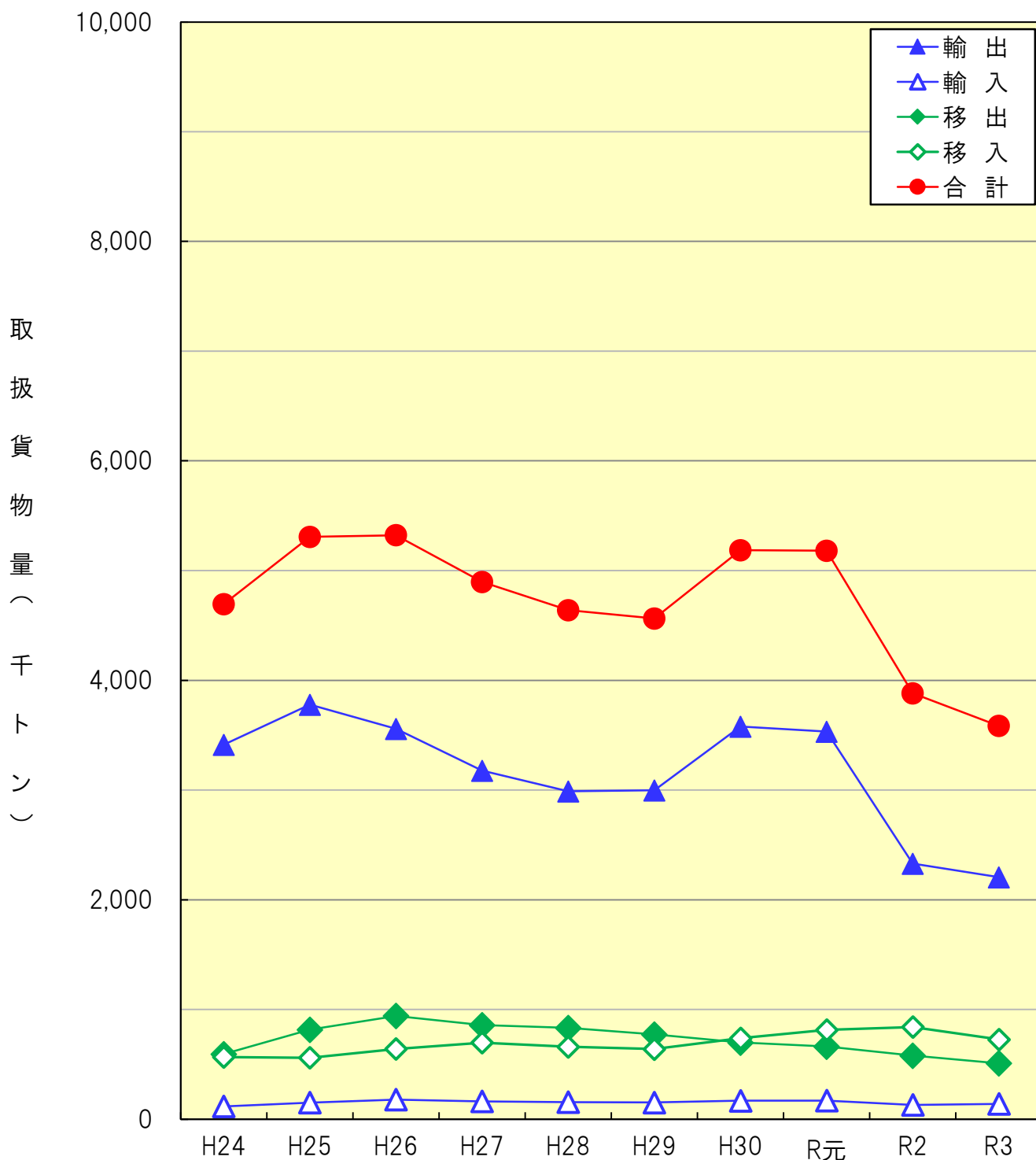
	H24	H25	H26	H27	H28	H29	H30	R元	R2	R3
輸出	545	1,298	1,509	1,933	1,462	1,915	1,940	2,331	709	1,313
輸入	1,408	1,238	1,494	1,533	1,599	1,392	1,538	1,326	1,603	2,253
移出	4,302	4,578	3,702	3,717	3,371	4,217	3,591	3,492	2,715	3,880
移入	7,398	8,652	7,500	8,072	6,980	8,424	7,231	8,030	4,985	6,547
合計	13,653	15,765	14,206	15,255	13,413	15,948	14,299	15,180	10,013	13,993



■三田尻中関港 港湾取扱貨物量の推移

(単位:千トン)

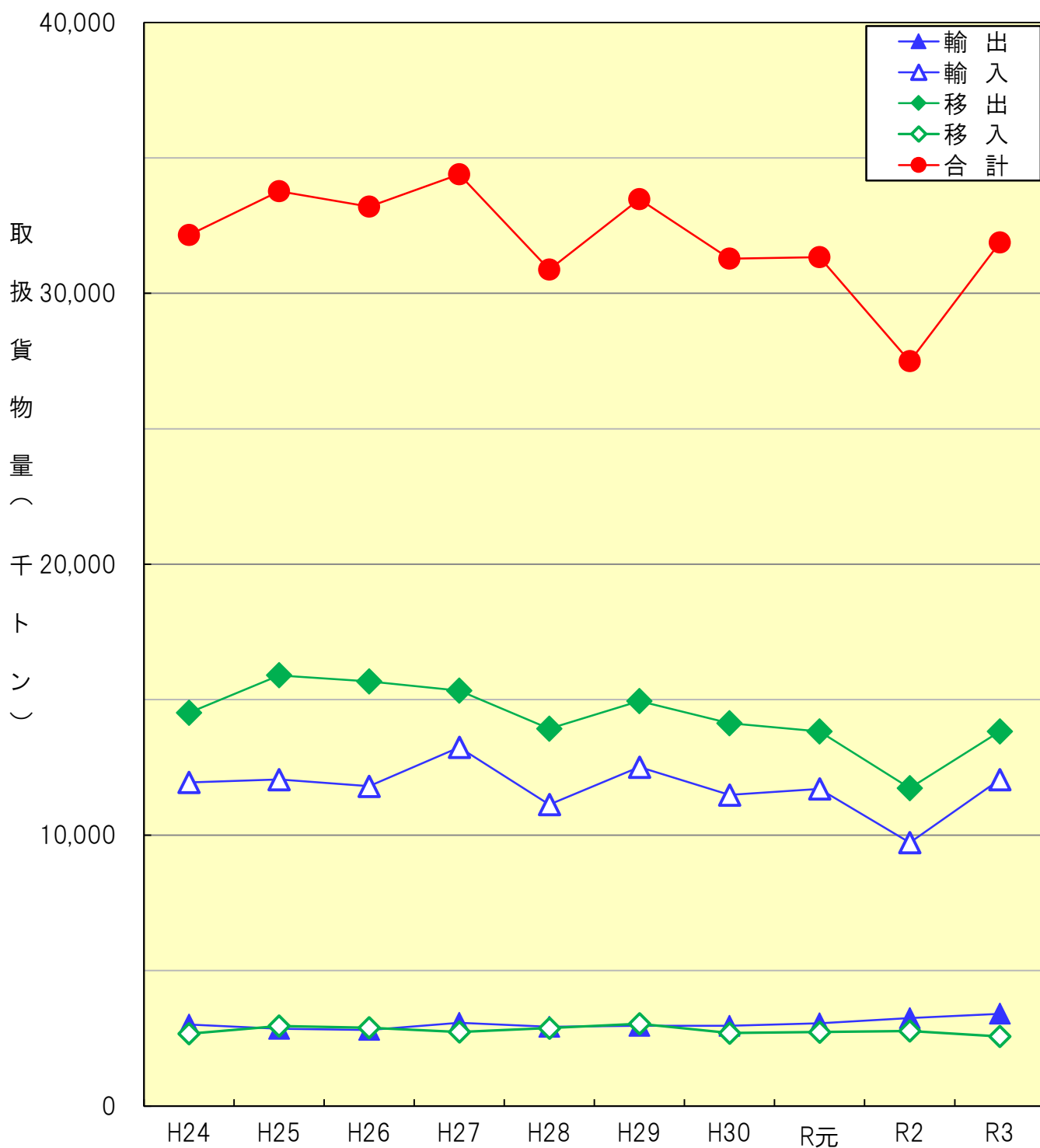
	H24	H25	H26	H27	H28	H29	H30	R元	R2	R3
輸出	3,415	3,779	3,559	3,177	2,989	2,997	3,578	3,533	2,329	2,206
輸入	118	152	181	163	157	153	169	171	131	141
移出	594	816	943	859	834	774	701	663	581	511
移入	568	560	641	698	660	640	739	814	841	727
合計	4,695	5,308	5,323	4,898	4,639	4,564	5,187	5,181	3,882	3,586



■宇部港 港湾取扱貨物量の推移

(単位:千トン)

	H24	H25	H26	H27	H28	H29	H30	R元	R2	R3
輸出	3,014	2,853	2,817	3,076	2,927	2,967	2,969	3,057	3,250	3,413
輸入	11,949	12,053	11,808	13,246	11,131	12,513	11,487	11,711	9,731	12,055
移出	14,518	15,903	15,676	15,334	13,931	14,951	14,129	13,831	11,736	13,830
移入	2,672	2,958	2,894	2,738	2,881	3,039	2,695	2,734	2,774	2,575
合計	32,153	33,767	33,195	34,394	30,871	33,471	31,279	31,334	27,491	31,872



■小野田港 港湾取扱貨物量の推移

(単位:千トン)

	H24	H25	H26	H27	H28	H29	H30	R元	R2	R3
輸出	99	122	97	98	92	104	95	98	101	137
輸入	14	15	6	0	7	5	8	2	0	2
移出	688	665	654	723	631	622	694	661	602	588
移入	3,502	3,079	2,741	3,362	3,048	2,972	3,145	2,855	2,692	3,252
合計	4,302	3,880	3,499	4,182	3,778	3,703	3,942	3,616	3,394	3,979

