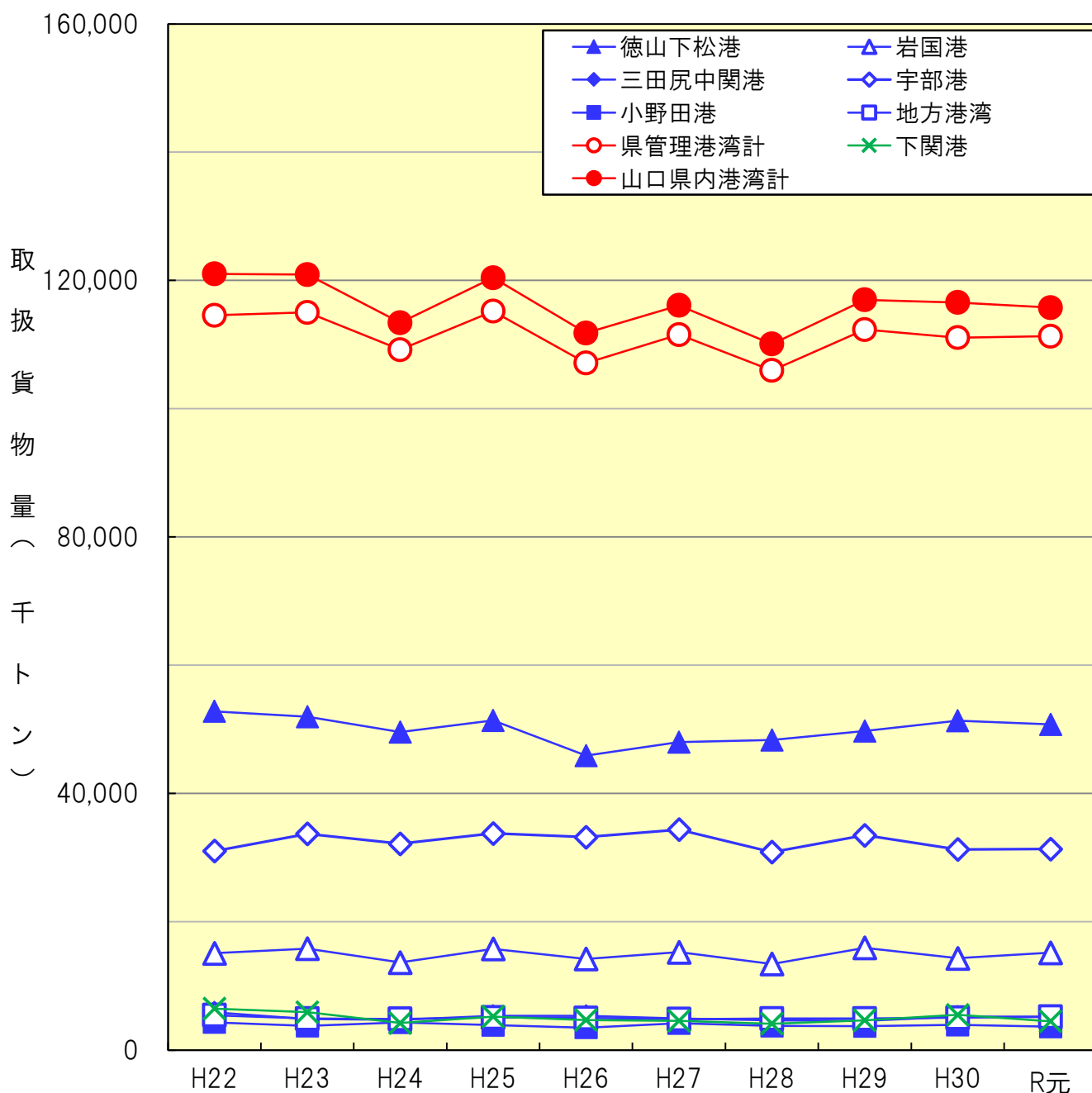


山口県内港湾 港湾取扱貨物量の推移

(単位:千トン)

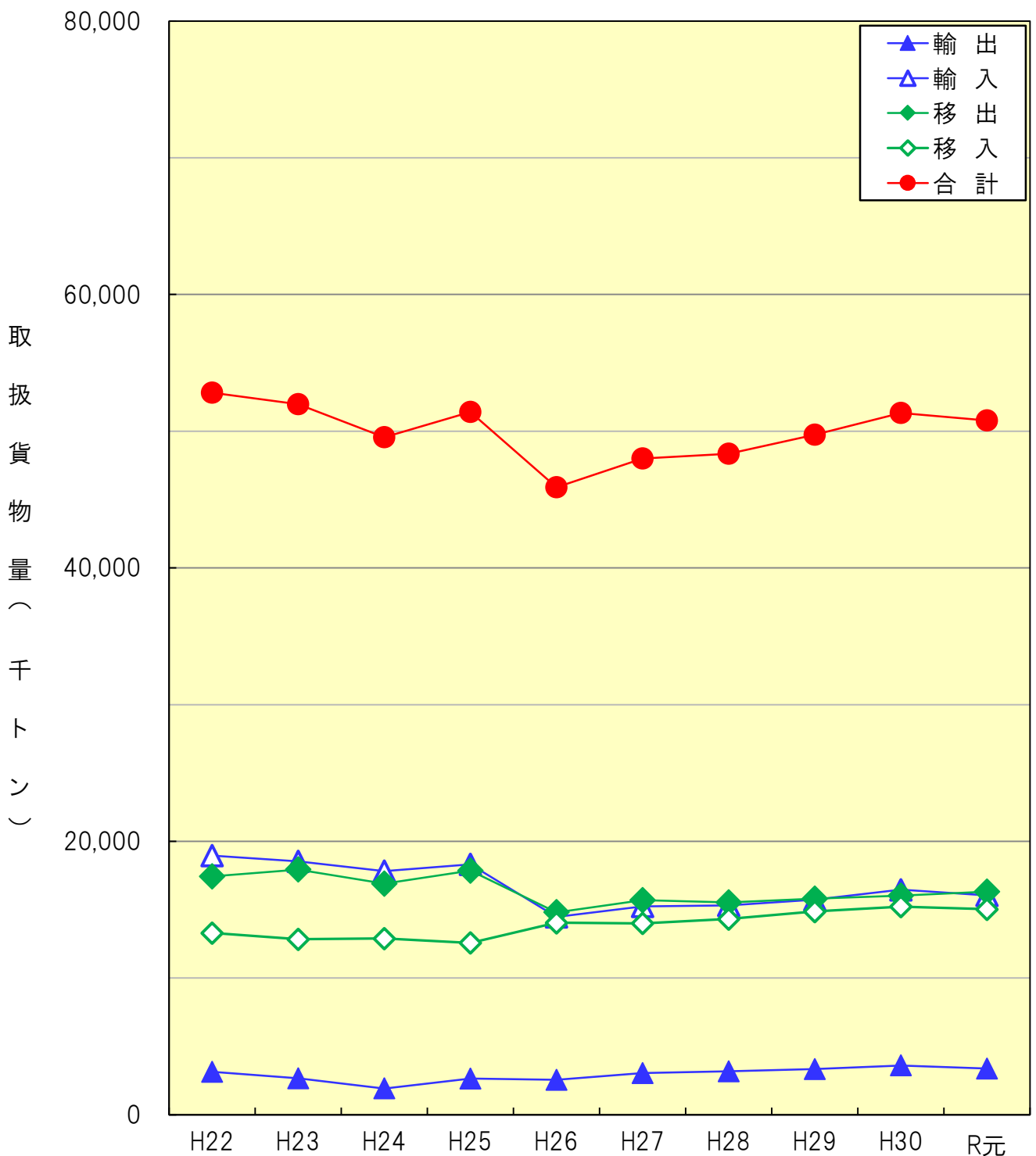
	H22	H23	H24	H25	H26	H27	H28	H29	H30	R元
徳山下松港	52,824	51,976	49,556	51,398	45,904	47,993	48,350	49,732	51,334	50,785
岩国港	15,085	15,814	13,653	15,765	14,206	15,255	13,413	15,948	14,299	15,180
三田尻中関港	5,873	4,839	4,695	5,308	5,323	4,898	4,639	4,564	5,187	5,194
宇部港	31,019	33,704	32,153	33,767	33,195	34,394	30,871	33,471	31,279	31,334
小野田港	4,330	3,762	4,302	3,880	3,499	4,182	3,778	3,703	3,942	3,616
地方港湾	5,432	4,906	4,833	5,074	4,980	4,824	4,909	4,913	5,029	5,177
県管理港湾計	114,562	115,001	109,191	115,192	107,107	111,546	105,960	112,330	111,070	111,287
下関港	6,451	5,901	4,204	5,222	4,680	4,547	4,128	4,644	5,487	4,470
山口県内港湾計	121,013	120,902	113,395	120,414	111,786	116,093	110,087	116,975	116,557	115,757



■徳山下松港 港湾取扱貨物量の推移

(単位:千トン)

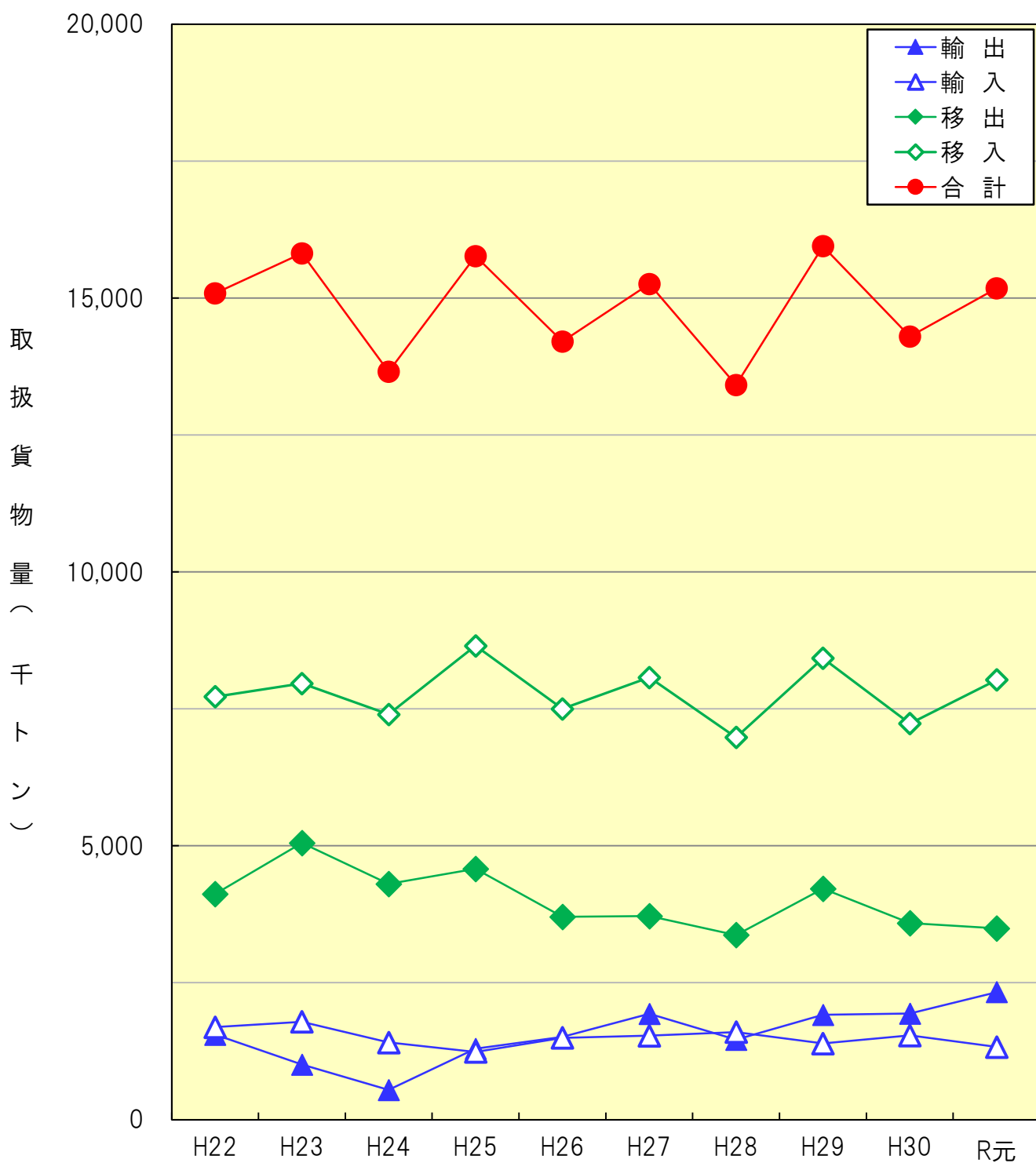
	H22	H23	H24	H25	H26	H27	H28	H29	H30	R元
輸出	3,137	2,667	1,931	2,648	2,563	3,050	3,176	3,335	3,615	3,385
輸入	18,966	18,536	17,825	18,321	14,476	15,241	15,320	15,731	16,464	16,048
移出	17,427	17,939	16,908	17,853	14,817	15,702	15,532	15,798	16,023	16,323
移入	13,294	12,833	12,892	12,576	14,049	14,000	14,323	14,868	15,231	15,030
合計	52,824	51,976	49,556	51,398	45,904	47,993	48,350	49,732	51,334	50,785



■岩国港 港湾取扱貨物量の推移

(単位:千トン)

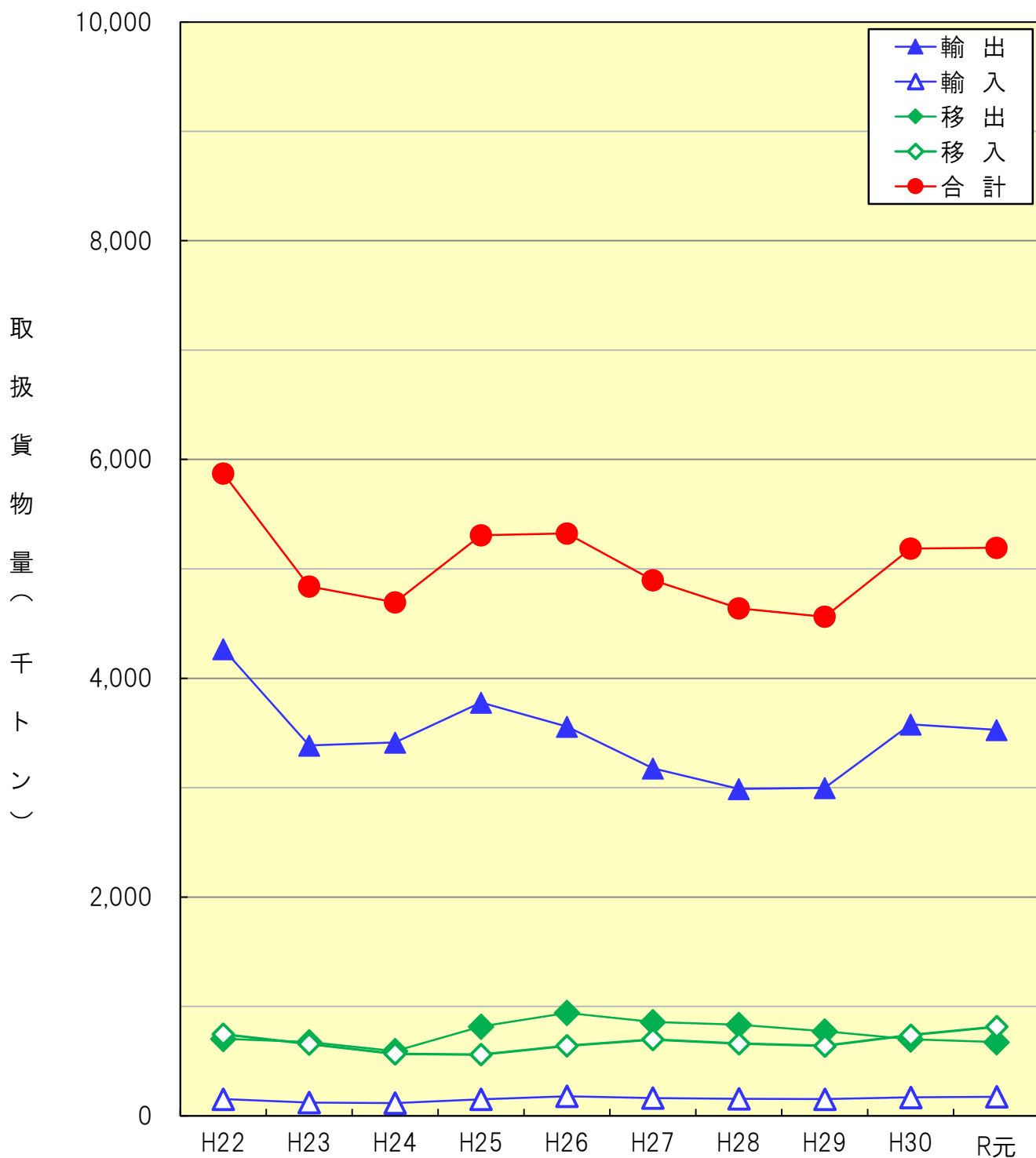
	H22	H23	H24	H25	H26	H27	H28	H29	H30	R元
輸出	1,554	1,008	545	1,298	1,509	1,933	1,462	1,915	1,940	2,331
輸入	1,690	1,790	1,408	1,238	1,494	1,533	1,599	1,392	1,538	1,326
移出	4,119	5,052	4,302	4,578	3,702	3,717	3,371	4,217	3,591	3,492
移入	7,722	7,963	7,398	8,652	7,500	8,072	6,980	8,424	7,231	8,030
合計	15,085	15,814	13,653	15,765	14,206	15,255	13,413	15,948	14,299	15,180



■三田尻中関港 港湾取扱貨物量の推移

(単位:千トン)

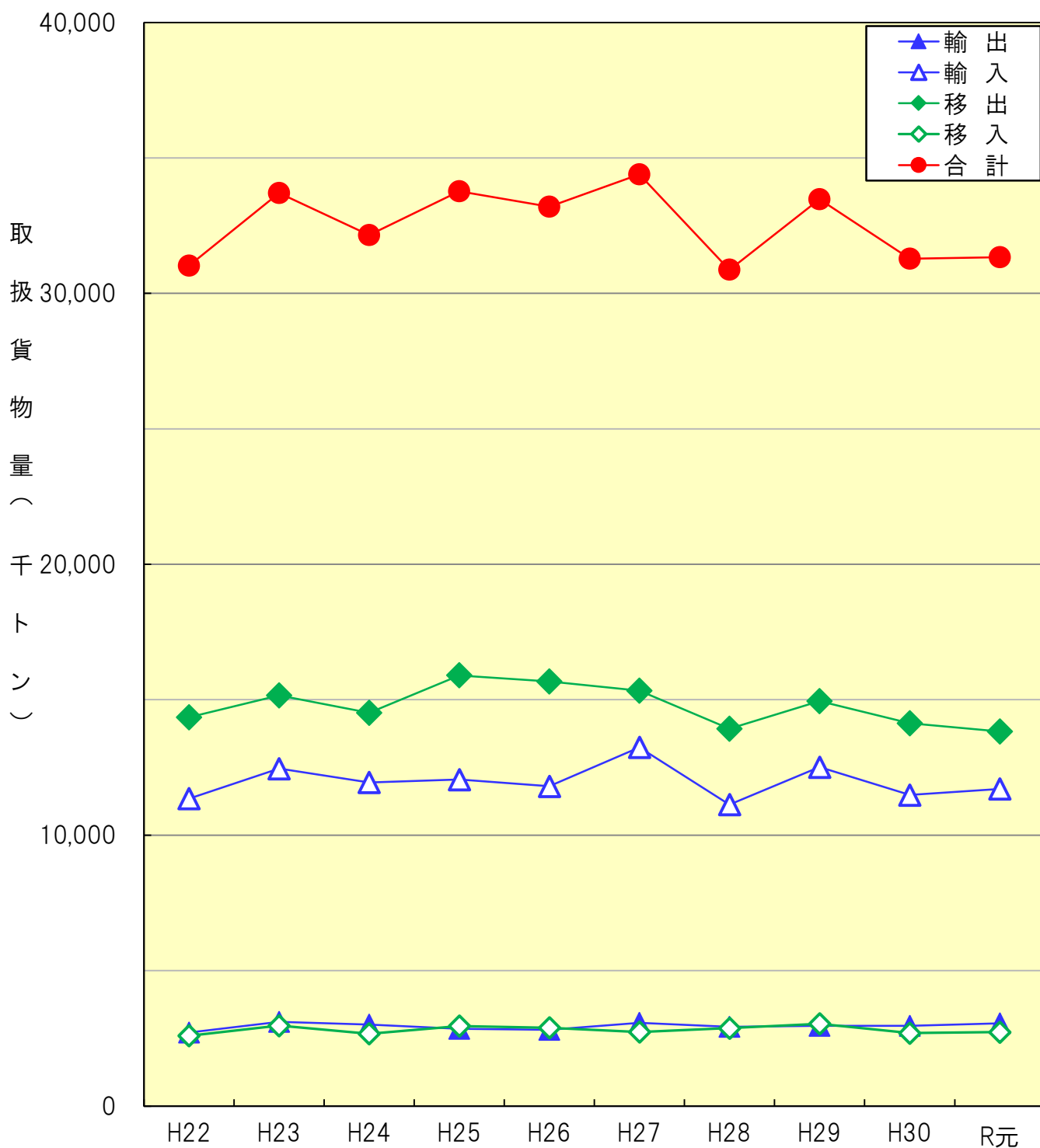
	H22	H23	H24	H25	H26	H27	H28	H29	H30	R元
輸出	4,268	3,386	3,415	3,779	3,559	3,177	2,989	2,997	3,578	3,528
輸入	153	122	118	152	181	163	157	153	169	175
移出	705	675	594	816	943	859	834	774	701	674
移入	747	657	568	560	641	698	660	640	739	817
合計	5,873	4,839	4,695	5,308	5,323	4,898	4,639	4,564	5,187	5,194



■宇部港 港湾取扱貨物量の推移

(単位:千トン)

	H22	H23	H24	H25	H26	H27	H28	H29	H30	R元
輸出	2,721	3,114	3,014	2,853	2,817	3,076	2,927	2,967	2,969	3,057
輸入	11,353	12,460	11,949	12,053	11,808	13,246	11,131	12,513	11,487	11,711
移出	14,348	15,160	14,518	15,903	15,676	15,334	13,931	14,951	14,129	13,831
移入	2,597	2,970	2,672	2,958	2,894	2,738	2,881	3,039	2,695	2,734
合計	31,019	33,704	32,153	33,767	33,195	34,394	30,871	33,471	31,279	31,334



■小野田港 港湾取扱貨物量の推移

(単位:千トン)

	H22	H23	H24	H25	H26	H27	H28	H29	H30	R元
輸出	176	179	99	122	97	98	92	104	95	98
輸入	17	22	14	15	6	0	7	5	8	2
移出	669	651	688	665	654	723	631	622	724	661
移入	3,468	2,910	3,502	3,079	2,741	3,362	3,048	2,972	3,116	2,855
合計	4,330	3,762	4,302	3,880	3,499	4,182	3,778	3,703	3,942	3,616

